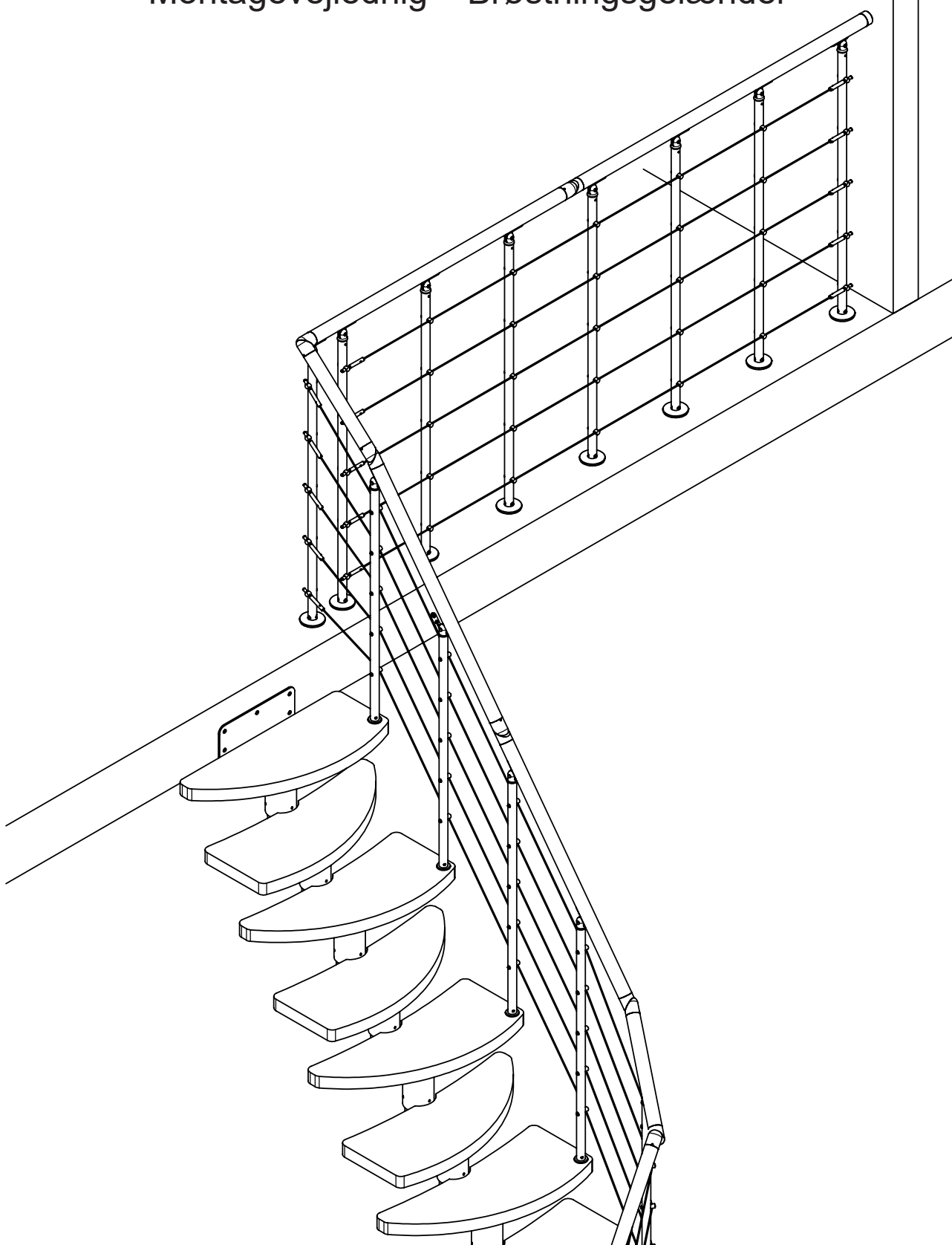
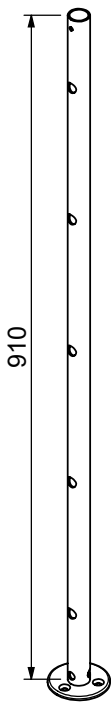



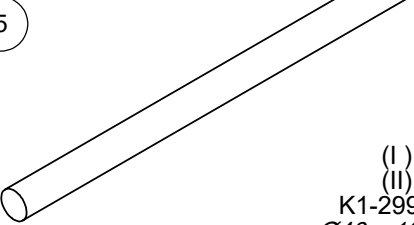
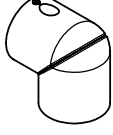


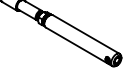

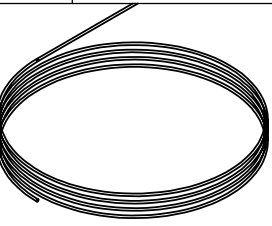










ROME

Mounting Instructions – Balcony Banister
Montageanleitung – Brüstungsgeländer
Montagevejledning – Brøstningsgelænder



(I) Start kit (II) Extension kit	Startpaket Extrapaket	Startpakke Ekstrapakke	Kit de départ Kit de suite		
 <p>910</p> <p>(I) x4 (II) x3 K2-29281</p>	<p>2</p>  <p>(I) x2 (II) x1 K2-04040</p>	<p>3</p>  <p>(I) x4 (II) x3 K1-12207</p>	<p>4</p>  <p>(I) x4 (II) x3 K1-29204</p>	<p>5</p>  <p>(I) x1 (II) x1 K1-29920 Ø40 x 1000</p>	
	<p>6</p>  <p>(I) x1 (II) x1 K2-01010</p>	<p>7</p>  <p>(I) x1 K1-01620</p>	<p>8</p>  <p>(I) x1 (II) x1 K2-01070</p>	<p>9</p>  <p>(I) x10 K2-04200</p>	<p>10</p>  <p>(I) x20 (II) x15 K1-04041</p>
	<p>11</p>  <p>(I) x1 (II) x1 K1-23290 Ø3 x 5000</p>				
<p>20</p>  <p>(I) x4 (II) x3 K3-01002 M5 x 18</p>	<p>21</p>  <p>(I) x4 (II) x3 K3-03020 M5</p>	<p>22</p>  <p>(I) x4 (II) x3 K3-05060 M6 x 8</p>	<p>23</p>  <p>(I) x13 (II) x9 K3-08002 Ø8 x 40</p>	<p>24</p>  <p>(I) x13 (II) x9 K3-06022 Ø5 x 35</p>	<p>25</p>  <p>(I) x5 (II) x2 K3-06064 Ø4 x 25</p>
<p>26</p>  <p>(I) x8 (II) x6 K3-06018 Ø4 x 25</p>	<p>27</p>  <p>(I) x20 (II) x15 K1-04040 M6 x 18</p>				

ROME

GB

IMPORTANT - please read BEFORE the installation !

If you mount acrylic glass at the balcony banister, it's necessary to read the instruction manual BEFORE mounting the balcony banister. The instruction manual lies in the box with acrylic glass.

Please notice that the option of acrylic glass may not be an option in your country.

D

Wichtig - bitte VOR Montierung lesen !

Wenn Sie Plexiglas auf der Brüstungsgeländer montieren sollen, ist es notwendig, die Einbauanleitung VOR die Montage der Brüstungsgeländer zu lesen.

DK

VIGTIGT - skal læses FØR montering !

Hvis du skal montere plexiglas på brøstningsgelænderet, er det nødvendigt at læse montagevejledningen FØR monteringen af brøstningsgelænderet.

